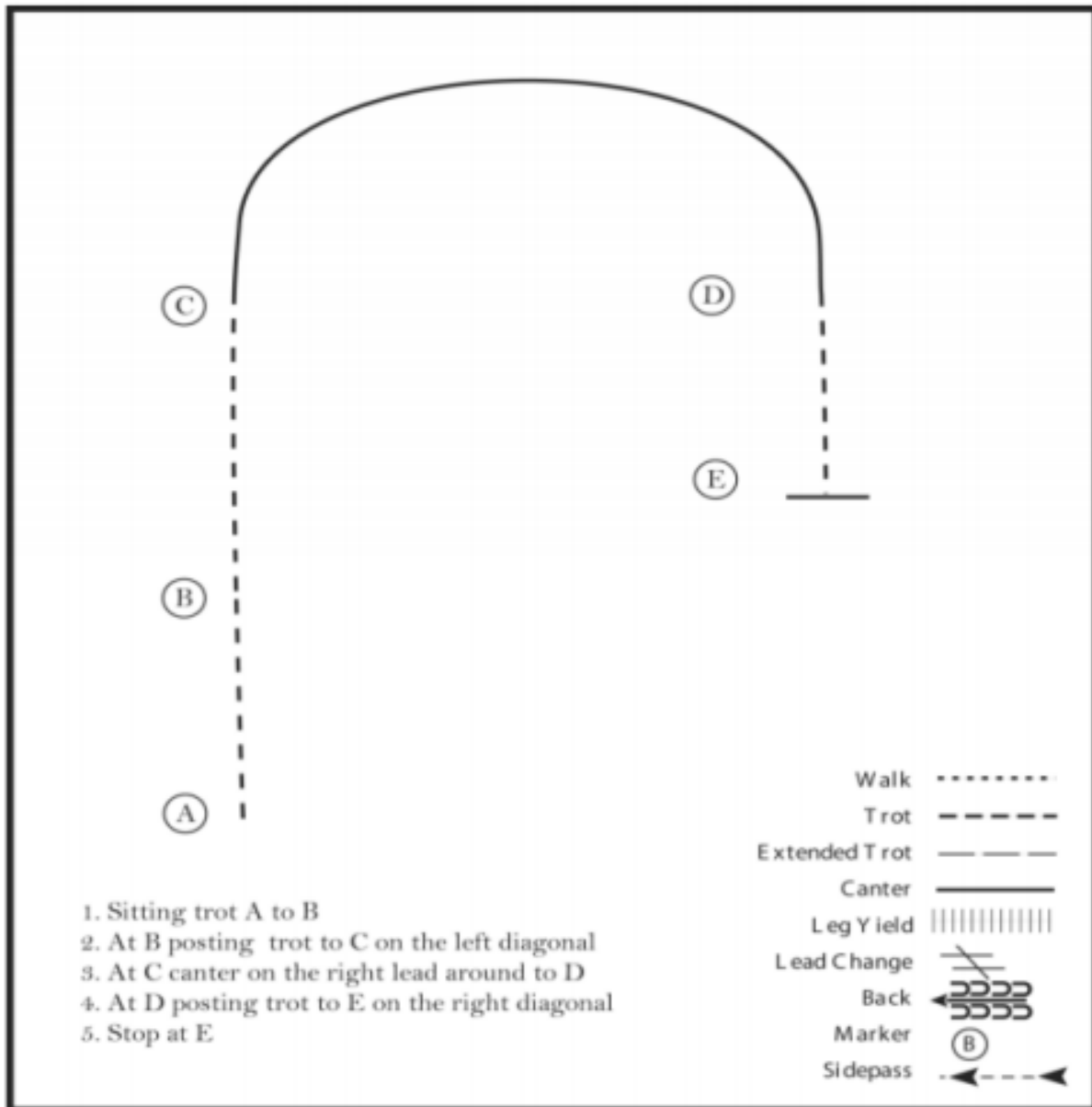
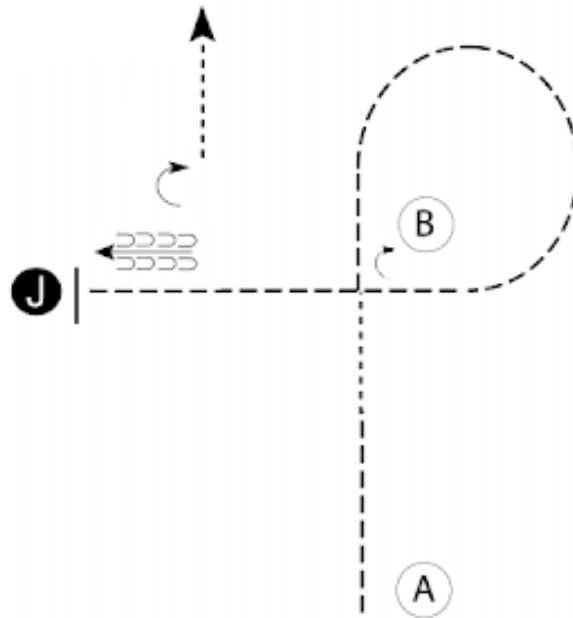


# Equitation

## All Divisions



## Int/Senior



Be ready at A

1. Walk halfway to B
2. Trot to and around B as shown
3. Stop when just past B and perform a 360 degree turn
4. Walk to judge and set up for inspection
5. When dismissed, back one horse length
6. Perform a 90 degree turn and trot away.

Follow the instructions of your ring steward.

Walk - - - - -

Trot — — — — —

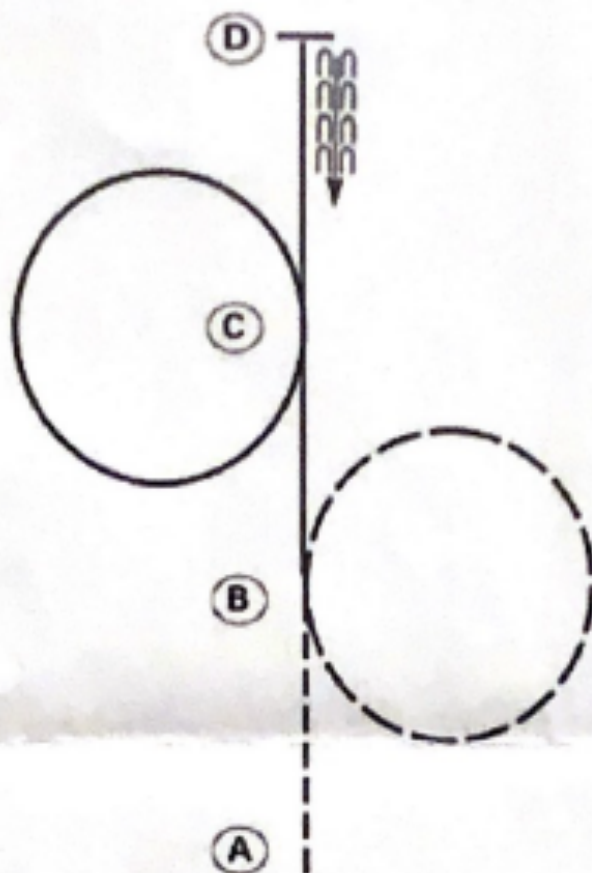
Back 

Marker 

**Judge** **J**

# Horsemanship

## Int/Senior



Be ready at A.

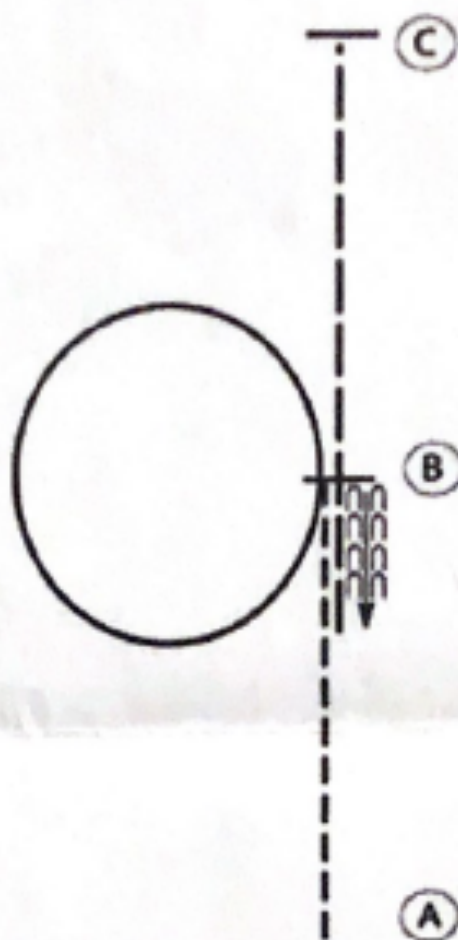
1. Jog from A to B.
2. Extend the jog in a circle to the right at B.
3. Lope on the left lead to C and circle to the left.
4. Continue to lope to D.
5. Stop and D and back one horse length.

Retire to the rail or line up at a jog.

Walk	-----
Jog	- - - - -
Extended Jog	- - - - -
Lope	—————
Leg Yield	
Lead Change	↗ ↘
Back	← ← ← ← ←
Marker	⊙
Sidepass	← →

# Horsemanship

## Junior



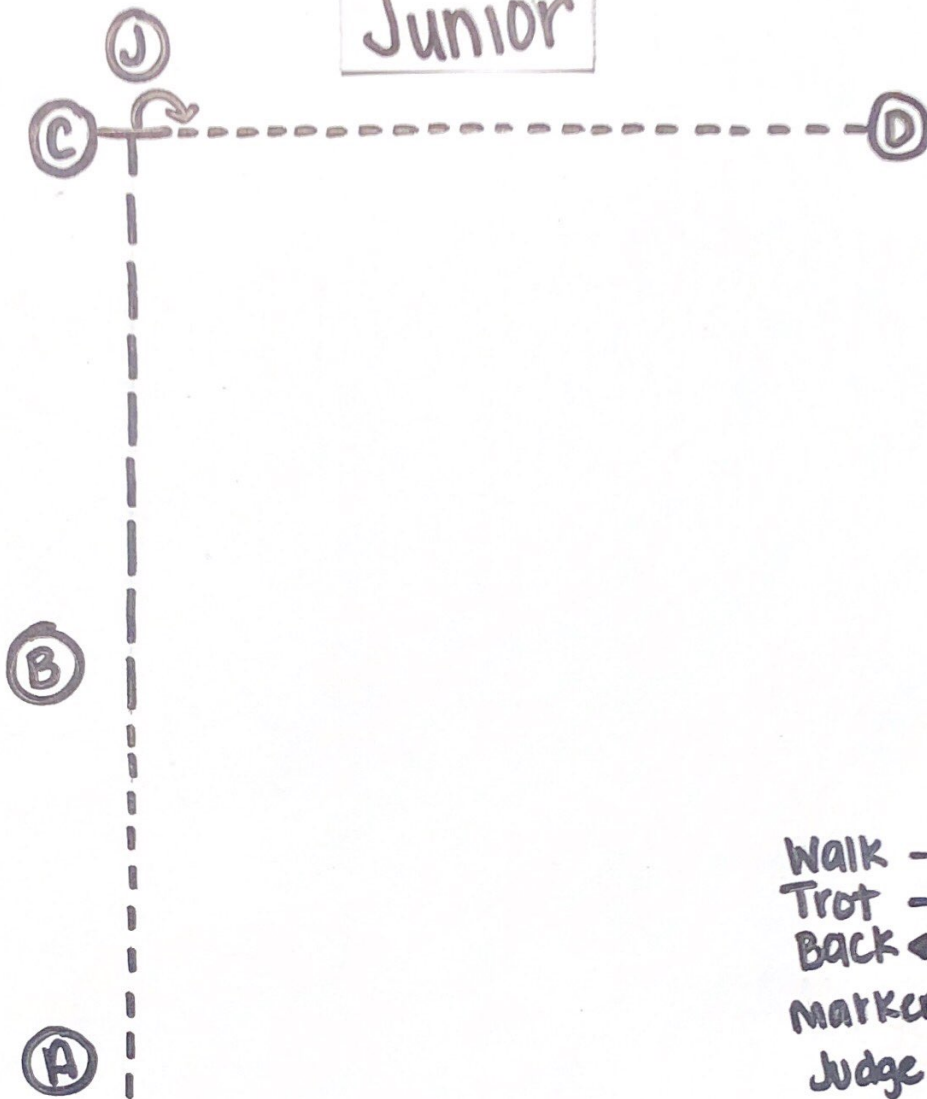
Be ready at A.

1. Jog from A to B.
2. Lope a circle to the left on the left lead.
3. Stop at B.
4. Back one horse length at B.
5. Extend the jog to C.
6. Stop at C.

Follow the instructions of your ring steward.

Walk	.....
Jog	-----
Extended Jog	-----
Lope	=====
Leg Yield	
Lead Change	↗↘
Back	←←←←← →→→→→
Marker	(B)
Sidepass	←-----→

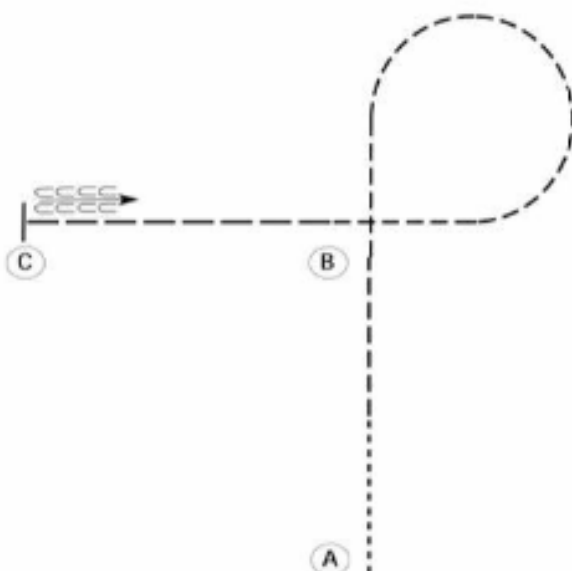
# Showmanship Junior



Walk -----  
Trot -----  
Back ← 3 3 3 -----  
Marker (B)  
Judge (J)

1. Walk from A to B
2. Trot from B to C
3. Stop at C and Set up for inspection
4. When dismissed perform a 90 degree Turn
5. Walk to D


# Walk/Trot Horsemanship



Be ready at A.

1. Walk from A 1/2 way to B.
2. Jog the rest of the way to B.
3. Jog a circle to the right.
4. Extend the jog from B to C.
5. Stop at C and back one horse length.

Retire to the rail or line up at a jog.

Walk	-----
Jog	- - - - -
Extended Jog	— — — —
Lope	—————
Leg Yield	
Lead Change	↗ ↘
Back	← 
Marker	(B)
Sidepass	← 